

Name _____


Period _____

Due date _____

Floral Arrangement PROJECT


Floral arrangement is the art & craft of selecting and organizing flowers and foliage. Flowers are arranged according to the elements and principles of design in an effort to attain a pleasing and interesting result. These arrangements become an important part of significant events in life such as weddings, prom, birthdays, retirement celebrations, and funerals.

In this project you will build a bouquet of 4 flowers (line, mass, form, & filler) and display them in a vase. Your flowers will be made from scrap materials such as paper, cardboard, wrapping paper, tissue paper, newspaper, and any other materials you have available at school or at home. You may not purchase anything for this project. The idea is to be creative and to “reduce, reuse, and recycle” while learning about flower arranging.







DIRECTIONS:

1. Use Figure 7-6 (page 2 of this project) to discern among the 4 types of arrangement flowers.
2. You will make one of each type of flower using scrap materials and add it to your vase. Use any online resource you wish to show you how to make your flower type out of paper, and to give you ideas. For each flower, make a label with the type of arrangement flower you have created (i.e. line, mass, form, & filler) and the flower you are simulating. Ex. “LINE – GLADIOLUS” Tape this label to the stem of the flower. Please see the example below and the model vase.
3. Make an index card with your name and period and tape it to the vase.



4 TYPES OF ARRANGEMENT FLOWERS

(Figure 7-6 in Ornamental Horticulture)

Type	Typical shape	Flower examples	Nonflower examples
<p>Line</p> <ul style="list-style-type: none"> • Thin • Vertical • Tapered • Used to create the basic shape of the arrangement • Most effective at outer edges of the arrangement 		<p>Gladiolus, snapdragons, stock, delphinium, long-stemmed flowers, such as iris and rose, branches of flowering shrubs, such as forsythia, spirea, and pussy willow</p>	<p>Cattail, scotch broom, snake plant, twigs, ear of corn, tapered candle, thistles on long stems, eucalyptus</p>
<p>Mass</p> <ul style="list-style-type: none"> • Rounded • Used at the center of the arrangement 		<p>Open tulip and rose, zinnia, gloxinia, marigold, carnation</p>	<p>Christmas ornaments (millimeter balls), pine cones, seed pods, fruit</p>
<p>Form</p> <ul style="list-style-type: none"> • Uncommon shapes • Unusual silhouettes • Seldom mixed with other form materials 		<p>Orchid, lily, iris, bird-of-paradise, antherium</p>	<p>Figurines, candles, driftwood, certain fruits</p>
<p>Filler</p> <ul style="list-style-type: none"> • Used to fill in between line and mass materials • Often has many blossoms or small leaves on a single stem 		<p>Babies' breath, spray mums, heather, statice</p>	<p>Assorted foliage, such as asparagus fern, huckleberry, ivy, dried leaves</p>

GRADING RUBRIC (Self-grading)

DESCRIPTION	Point Value	What you earned
<p>ACCURACY Did you construct the 4 types of arrangement flowers (line, mass, form, filler)? Is each flower labeled with the arrangement type and example flower type? (10 points per flower)</p>	40	
<p>CRAFTSMANSHIP & ORIGINALITY Did you use your best skill in making your flowers? Are your flowers well constructed and appealing to the eye? Was your bouquet unique & original? Did you “make it your own?”</p>	20	
<p>EFFORT Did you make the best possible use of your time and materials? Did you <u>not</u> cheat, and use only scrap materials? Were any materials contributed from your home?</p>	25	
<p>INDEX CARD Did you attach an index card to your vase and write your name and period?</p>	5	
<p>READING Did you read all of Chapter 7 on Floral Design in the textbook <u>Ornamental Horticulture</u> with intellectual focus?</p>	10	
<p>BONUS POINTS Did you show your arrangement to someone outside of Horticulture? Did you describe for them the 4 types of arrangement flowers and have them sign your index card?</p>	5	
TOTAL POINTS	105	